
































New Scotland Hill

Art Topics and Skills.

	Autumn	Spring	Summer			
EYFS	<p><u>Magical Marvellous Me</u> Portraits Concertina family pictures My family</p>  <p><u>Amazing Autumn</u> Printing Owl crafts Nature pictures</p> 	<p><u>Bears</u> Making habitats - using junk modelling</p> <p><u>Winter wonderland</u> Painting Collage Watercolours Moving spacemen Moon pictures Chinese new year crafts Icicles/ winter crafts</p>  <p><u>Light and dark</u> Modelling with clay- Diva pots Christmas cards Printing Marbling *Art linked to Literacy Tree texts</p>	<p><u>Winter wonderland</u> Painting Collage Watercolours Moving spacemen Moon pictures Chinese new year crafts Icicles/ winter crafts</p> <p><u>Out of this world</u> Made planets- paper mâché Rockets Planet making</p> <p><u>All creatures great and small</u> Animal crafts- masks Modelling - free and directed *Art linked to Literacy Tree texts</p> 	<p><u>Once upon a time/ From the beginning</u> Puppets Habitats Making / painting castles Junk modelling making houses Invitations Collage pictures (materials) Fairy tale craft</p> <p>*Art linked to Literacy Tree texts</p>  	<p><u>Down at the bottom of the garden</u> Ladybird stone painting Wellies planting Sunflowers Clay minibeasts - snails Snail trails with glitter/ glue Sunflower</p> <p><u>Helping hands/ On the go</u> Junk modelling vehicles People who help us tools Water colours Marbelling *Art linked to Literacy Tree texts</p> 	<p><u>Sea life explorers</u> Rainbow fish art Paper plate jellyfish Foam puppets</p> <p><u>Happy holidays</u> Paper flower garlands Postcards Bucket and spade designs Sand art Beach huts Sand play</p> <p><u>Pirates</u> Hand print pirates Swords Eye patches Mermaid craft</p> <p><u>Moving on</u> *Art linked to Literacy Tree texts</p>  

Key Stage 1 Skills	Building resilience, lines, dots and materials, primary and secondary colours, cutting, rolling and attaching, sort and arrange, glue and stick, copying, block printing and influenced by artists.		
Cycle 1 Years 1&2	<p><u>Significant women of history and The Great fire of London</u> Silhouette cut outs of buildings with collaged flames behind. Cutting and overlapping of marks to create collage using sorting and arranging. Use of pastels to blend and create flame effect. Artist - Lieve Verschuier Rotterdam - Painted images of the Great Fire of London.</p>  <p>Portraits of Florence Nightingale look at examples of famous portraits using National Gallery Florence Nightingale by Sir George Scharf pencil, 28 December 1857</p>	<p><u>Explorers</u></p> <p>Sketching of the bear using copying/observation skills - Mark making with lines, dots and rubbings Sculpture with modroc to create bear - cutting, gluing and sticking to make base, moulding and attaching of modroc.</p>  <p>Creating collages using rubbings to create a global village</p>	<p><u>Hot and cold areas of the world</u></p> <p>Artist - Charlotte Bassin map art Explore the work of Charlotte Bassin, how she uses colour and texture onto the world map to give it identity. Chn to have a map of the world and begin with colours to identify the hot and cold. Progress to colours/textures and images that help to show properties of those places.</p> 
Cycle 2 Years 1&2	<p><u>Homes and Toys</u> Sketching patterns of tiles on roof Building resilience - design own tile Press/block print pattern design into clay to create a tile.</p> 	<p><u>Dungeons and dragons</u> Painting using mixing with primary and secondary colours to make pictures of castles. Outlining to create depth effect. Look at the work of Paul Klee linked to cubism with shapes and colours.</p> 	<p><u>World Kitchen and Coasts</u> Linking to the geography of the coast, look at seascape artists and the resources they use to reflect the environment. Use manmade and physical features as a comparison for artworks with collage and pastel shading.</p> 

Lower KS2 Skills	Observations and questions, tone and texture, colour mixing, shades and effects, construction and joining, overlapping mosaic, cutting joining, threading, repeated patterns, layers of colours, block printing and replicate an artist's work.		
Cycle 1 Years 3&4	<p><u>Vikings and Anglo Saxons</u> Exploring Celtic designs Creating own repeat patterns Recreating pattern on gold or silver torc</p> 	<p><u>Tudors</u> Sketching and use of tone and texture Creating Tudor rose sketch - layering of colours Develop to sculpture.</p> 	<p><u>Mountains, volcanoes and earthquakes</u> Explore the work of Van Gogh and Matisse working on still life - observations and questions Techniques to colour mix, shade and blend effects to create volcano collage In the style of Margaret Godfrey</p> 
Cycle 2 Years 3&4	<p><u>Stone Age</u> Cave paintings - layers of colours and block printing Design and make jewellery - construction and joining, threading.</p> 	<p><u>Local area study</u> Sketching of local area, shading skills and perspective. Develop sketch into collage to create overlapping mosaic work</p> 	<p><u>Space</u> Marbling/pastel effect using bold colours to create planets/space physical features. In the style of artist Peter Thorpe.</p> 

Upper KS2 Skills	Experimenting and feedback, perspective and movement, colour palette and mood blend, tools, joining, slabs, coils and slip, mixed media mixing technics with purpose, fabrics layering effects, make tile prints, patterns, detailed observations and work in the style of an artist.		
Cycle 1 Years 5&6	<p><u>WW1 and WW2</u> Watercolour skills blending of colours. Detailed figures in foreground and less detail in background. Collage techniques to overlay elements (fabrics could be added) and outline to add detail.</p> 	<p><u>The Greek Legacy</u> Tonal drawings of Greek gods Perspective and movement Making clay pots Tools, joining, slabs, coils and slip</p> 	<p><u>Rainforests</u> Detailed sketching observations of plants and leave Mixed media mixing technics with purpose - choice of media, colour palette and mood blend Layering to create collage In the style of Henri Rousseau - experimenting and feedback</p> 
Cycle 2 Years 5&6	<p><u>Industrial Revolution and Victorian Era</u> Detailed sketching observations Creating patterns Mixed media mixing technics with purpose - painting with watercolours In the style of William Morris</p>  	<p><u>Leadership</u> Charcoal sketching skills linked to The Highwayman poem. Focus on putty rubbers, smudging, creating a 3D effect with blending tools.</p>  <p>Create a lino tile print linked to the sketches in the book</p> 	<p><u>Water cycle</u> Work in the style of Monet Collage of a waterscape using fabric layering effects</p>  <p>Photography skills linked to moving water.</p> 